

**FEDERATED STATES OF MICRONESIA  
DEVELOPMENT BANK**

**(A COMPONENT UNIT OF THE FSM NATIONAL  
GOVERNMENT)**

---

**FINANCIAL STATEMENTS AND  
INDEPENDENT AUDITORS' REPORT**

---

**YEARS ENDED DECEMBER 31, 2010 AND 2009**

**FEDERATED STATES OF MICRONESIA DEVELOPMENT BANK  
(A COMPONENT UNIT OF THE FSM NATIONAL GOVERNMENT)**

Table of Contents  
Years Ended December 31, 2010 and 2009

	<u>Page No.</u>
I. FINANCIAL STATEMENTS	
<u>Federated States of Micronesia Development Bank</u>	
Independent Auditors' Report	1
Management's Discussion and Analysis	3
Statements of Net Assets	5
Statements of Activities and Changes in Net Assets	6
Statements of Cash Flows	7
Notes to Financial Statements	8
Supplementary Information:	
Schedule of Net Assets – Intermediary Relending Program	21
Schedule of Activities and Changes in Net Assets – Intermediary Relending Program	22
<u>Trust Funds Administered by the Federated States of Micronesia Development Bank</u>	
Independent Auditors' Report	24
Statement of Fiduciary Net Assets	25
Statement of Changes in Fiduciary Net Assets	26
Notes to Financial Statements	27
II. INDEPENDENT AUDITORS' REPORTS ON COMPLIANCE WITH LAWS AND REGULATIONS	
Independent Auditors' Report on Compliance and on Internal Control Over Financial Reporting Based Upon an Audit of Financial Statements Performed In Accordance with <i>Government Auditing Standards</i>	32

## INDEPENDENT AUDITORS' REPORT

Chairman  
Board of Directors  
Federated States of Micronesia  
Development Bank:

We have audited the accompanying statements of net assets of the Federated States of Micronesia (FSM) Development Bank (the "Bank"), a component unit of the FSM National Government, as of December 31, 2010 and 2009, and the related statements of revenues, expenses and changes in net assets and of cash flows for the years then ended. These financial statements are the responsibility of the Bank's management. Our responsibility is to express an opinion on these financial statements based on our audits.

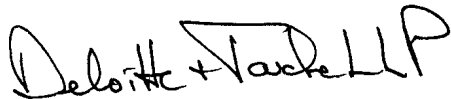
We conducted our audits in accordance with auditing standards generally accepted in the United States of America and the standards applicable to financial audits contained in *Government Auditing Standards*, issued by the Comptroller General of the United States. Those standards require that we plan and perform the audit to obtain reasonable assurance about whether the financial statements are free of material misstatement. An audit includes consideration of internal control over financial reporting as a basis for designing audit procedures that are appropriate in the circumstances, but not for the purpose of expressing an opinion on the effectiveness of the Bank's internal control over financial reporting. Accordingly, we express no such opinion. An audit also includes examining, on a test basis, evidence supporting the amounts and disclosures in the financial statements, assessing the accounting principles used and significant estimates made by management, as well as evaluating the overall financial statement presentation. We believe that our audits provide a reasonable basis for our opinion.

In our opinion, such financial statements present fairly, in all material respects, the financial position of the Federated States of Micronesia Development Bank as of December 31, 2010 and 2009, and the changes in its net assets and its cash flows for the years then ended in conformity with accounting principles generally accepted in the United States of America.

The Management Discussion and Analysis on pages 3-4 is not a required part of the basic financial statements but is supplementary information required by the Governmental Accounting Standards Board. This supplementary information is the responsibility of the Federated States of Micronesia Development Bank's management. We have applied certain limited procedures, which consisted principally of inquiries of management regarding the methods of measurements and presentation of the supplementary information. However, we did not audit the information and express no opinion on it.

The Supplementary Information, as set forth in Section I of the table of contents, is presented for the purpose of additional analysis and is not a required part of the basic financial statements of the Federated States of Micronesia Development Bank. This supplementary information on pages 21 and 22 is the responsibility of the management of the Federated States of Micronesia Development Bank. The supplementary information has been subjected to the auditing procedures applied in the audit of the basic financial statements and, in our opinion, is fairly stated in all material respects in relation to the basic financial statements taken as a whole.

In accordance with *Government Auditing Standards*, we have also issued our report dated April 26, 2011, on our consideration of the Bank's internal control over financial reporting and on our tests of its compliance with certain laws, regulations, contracts, and grant agreements and other matters. The purpose of that report is to describe the scope of our testing of internal control over financial reporting and compliance and the results of that testing, and not to provide an opinion on the internal control over financial reporting or on compliance. That report is an integral part of an audit performed in accordance with *Government Auditing Standards* and should be considered in assessing the results of our audit.

A handwritten signature in black ink that reads "Deloitte + Stark LLP". The signature is written in a cursive, stylized font.

April 26, 2011

**FEDERATED STATES OF MICRONESIA DEVELOPMENT BANK  
(A COMPONENT UNIT OF THE FSM NATIONAL GOVERNMENT)**

Management's Discussion and Analysis  
Years Ending December 31, 2010 and 2009

The year 2010 was not a very productive year for the Bank as there were no major new developments in the private sector. The construction and mining sector encountered financial problems, suffering losses from nationally funded infrastructure projects. Total assets for the Bank increased due to an increase in lending funded by outside sources. There is a corresponding increase in liabilities as the Bank continues to borrow funds to finance its lending activities. In addition to the residential home loan program the Bank approved \$11 million for only 39 projects compared to last year's approval of \$10.7 million for 61 projects. The Bank anticipates further growth in the loan portfolio in 2011 for the real estate, construction and tourism sectors. The Bank was able to generate \$2.2 million in loan interest income for 2010 and was able to cover its operating expenses in full. The Bank also recovered some of its losses in its investment portfolio by earning \$0.8 million in its investment portfolio in the U.S. capital market. The Bank ended the year with a total increase in net assets of about \$1.65 million. About \$9.6 million of approved loans were undisbursed at year end.

Summary Statement of Net Assets

	<u>2010</u>	<u>2009</u>	<u>2008</u>
Assets:			
Current assets	\$ 13,361,733	\$ 13,622,277	\$ 7,337,839
Noncurrent assets	<u>26,672,972</u>	<u>24,828,784</u>	<u>28,900,915</u>
Total assets	\$ <u>40,034,705</u>	\$ <u>38,451,061</u>	\$ <u>36,238,754</u>
Liabilities:			
Liabilities	\$ <u>1,757,851</u>	\$ <u>1,827,199</u>	\$ <u>2,207,214</u>
Net assets:			
Invested in fixed assets	229,453	224,450	226,565
Unrestricted	<u>38,047,401</u>	<u>36,399,412</u>	<u>33,804,975</u>
Total net assets	<u>38,276,854</u>	<u>36,623,862</u>	<u>34,031,540</u>
Total liabilities and net assets	\$ <u>40,034,705</u>	\$ <u>38,451,061</u>	\$ <u>36,238,754</u>

No significant capital asset activity occurred during 2010. For additional information concerning the Bank's capital assets, please refer to the notes to financial statements, primarily note 5.

During fiscal year 2010, the Bank started drawing down funds borrowed from USDA RECD Intermediary Relending Program to facilitate lending to small and medium enterprises in the FSM. At year end, the outstanding balance of this loan was \$116,564. Repayment of the \$2 million borrowed from the Export and Import Bank of China continued in 2010 and the outstanding balance at year end was \$1,200,000. During 2010 the Bank signed a Finance Contract for a loan in the amount of EUR 4 million with the European Investment Bank. At year end, the Bank has not drawn from this loan. For additional information concerning the Bank's debt, please refer to note 8 to the financial statements.

**FEDERATED STATES OF MICRONESIA DEVELOPMENT BANK  
(A COMPONENT UNIT OF THE FSM NATIONAL GOVERNMENT)**

Management's Discussion and Analysis  
Years Ending December 31, 2010 and 2009

Earnings in 2010 were positive at \$1,652,992 but less than last year's earnings of \$2,592,322, due to the substantial amount of loans that were undisbursed during the year. The original 2010 provision for loan losses was reversed and added back to revenue as there was a sufficient loan loss reserve to cover potential losses, plus there were no loans charged off in 2010. At the end of 2010, the total loan loss provision to total impaired assets was at 99%.

At December 31, 2010, the market value of the Bank's investments stood at \$9,698,232, an increase of 8% from \$9,002,812 at the end of 2009.

Summary Statement of Revenues, Expenses and Changes in Net Assets

	<u>2010</u>	<u>2009</u>	<u>2008</u>
Operating revenues	\$ 2,444,276	\$ 2,500,007	\$ 2,333,226
Recovery of (provision for) doubtful loans	103,860	365,582	(722,000)
Operating expenses	<u>(1,948,595)</u>	<u>(1,824,264)</u>	<u>(1,677,657)</u>
Earnings (loss) from operations	599,541	1,041,325	(66,431)
Non-operating revenues (expenses), net	<u>1,053,451</u>	<u>1,550,997</u>	<u>(1,591,362)</u>
Change in net assets	1,652,992	2,592,322	(1,657,793)
Net assets at beginning of year	<u>36,623,862</u>	<u>34,031,540</u>	<u>35,689,333</u>
Net assets at end of year	\$ <u>38,276,854</u>	\$ <u>36,623,862</u>	\$ <u>34,031,540</u>

The Bank manages three trust funds, namely, the Investment Development Fund (IDF), Pohnpei Development Loan Fund (PDLF) and Yap Development Loan Fund (YDLF). The total assets for each of these funds at the end of 2010 were \$9,128,148, \$817,760, and \$262,885, respectively. IDF and PDLF ended the year with losses of \$(36,198) and \$(1,516), respectively; whereas YDLF earned income of \$4,250.

Management's Discussion and Analysis for the year ended December 31, 2009 is set forth in the FSMDB's report on the audit of financial statements, which is dated June 30, 2010. That Discussion and Analysis explains the major factors impacting the 2009 financial statements and can be viewed at the Bank's website at [www.fsmdb.fm](http://www.fsmdb.fm) or Office of the Public Auditor's website at [www.fsmpublicauditor.fm](http://www.fsmpublicauditor.fm)

**Economic Outlook**

Management anticipates some improvement in lending year 2011 as the private sector expands as a result of improved infrastructure in the FSM. Improvements in the foreign investment environment particularly in Pohnpei could contribute to an increase in foreign and local partnerships in the tourism industry. The Bank foresees an increase in business activities relating to infrastructure development that is stimulating the economy, not only in the construction businesses but the other support service sectors. The Bank still anticipates improvement in the tourism industry beyond 2011, particularly in Pohnpei after the new extended airport runway in Pohnpei is completed. In addition, the creation of resident offices of International and Regional Organizations in Pohnpei is also increasing the need for new real estate development, both for office space as well as rental units for housing. The Bank sees an increase in lending in the real estate development sector.

**FEDERATED STATES OF MICRONESIA DEVELOPMENT BANK**  
**(A COMPONENT UNIT OF THE FSM NATIONAL GOVERNMENT)**

Statements of Net Assets  
December 31, 2010 and 2009

	2010	2009
<u>ASSETS</u>		
Current assets:		
Cash and cash equivalents	\$ 5,609,400	\$ 3,283,875
Time certificates of deposit	1,701,042	1,589,936
Housing escrow account	520,295	517,953
Accounts receivable	19,704	11,034
Receivable from trust funds	400,624	358,844
Prepaid expenses	2,500	2,500
Interest and other receivables	237,596	160,323
Current portion of loans receivable	4,870,572	7,697,812
Total current assets	13,361,733	13,622,277
Noncurrent assets:		
Fixed assets, net	229,453	224,450
Investments	9,698,232	9,002,812
Equity investment, at cost	662,188	662,188
Loans receivable, net of current portion and allowance for loan losses	16,083,099	14,939,334
Total noncurrent assets	26,672,972	24,828,784
Total assets	\$ 40,034,705	\$ 38,451,061
<u>LIABILITIES</u>		
Current liabilities:		
Current portion of long-term debt	\$ 400,000	\$ 400,000
Accounts payable	184,130	129,902
Accrued interest payable	45,264	52,732
Credit life payable	23,519	8,322
Payable to trust funds	188,374	36,243
Total current liabilities	841,287	627,199
Noncurrent liabilities:		
Long-term debt, net of current portion	916,564	1,200,000
Total liabilities	1,757,851	1,827,199
Commitments and contingencies		
Net assets:		
Invested in capital assets	229,453	224,450
Unrestricted	38,047,401	36,399,412
Total net assets	38,276,854	36,623,862
Total liabilities and net assets	\$ 40,034,705	\$ 38,451,061

See accompanying notes to financial statements.

**FEDERATED STATES OF MICRONESIA DEVELOPMENT BANK**  
**(A COMPONENT UNIT OF THE FSM NATIONAL GOVERNMENT)**

Statements of Revenues, Expenses and Changes in Net Assets  
Years Ended December 31, 2010 and 2009

	2010	2009
Operating revenues:		
Interest income on loans	\$ 2,239,484	\$ 2,212,585
Interest income on time certificates of deposit	37,866	44,982
Loan fees	101,094	190,949
Miscellaneous	65,832	51,491
	2,444,276	2,500,007
Total operating revenues		
Reversal of provision for loan losses	103,860	365,582
	2,548,136	2,865,589
Net operating revenues		
Operating expenses:		
Interest expense:		
Interest on long-term debt	104,831	120,090
General and administrative expenses:		
Personnel services	1,002,303	941,549
Contractual services	167,657	113,015
Rent	122,983	121,967
Depreciation	94,925	80,936
Travel	89,367	76,734
Training	85,243	60,501
FSM retirement plan	56,824	51,395
Communication	37,960	36,840
Supplies	19,006	18,601
Insurance	5,581	5,265
Printing	1,092	6,730
Miscellaneous	160,823	190,641
	1,843,764	1,704,174
Total general and administrative expenses		
Earnings from operations	599,541	1,041,325
Non-operating revenues:		
IDF reimbursement	250,000	250,000
Allocations from managed funds	-	13,734
Investment earnings, net	803,451	1,286,632
Other income	-	631
	1,053,451	1,550,997
Total non-operating revenues, net		
Change in net assets	1,652,992	2,592,322
Net assets at beginning of year	36,623,862	34,031,540
Net assets at end of year	\$ 38,276,854	\$ 36,623,862

See accompanying notes to financial statements.



**FEDERATED STATES OF MICRONESIA DEVELOPMENT BANK**  
**(A COMPONENT UNIT OF FSM NATIONAL GOVERNMENT)**

Statements of Cash Flows  
Years Ended December 31, 2010 and 2009

	2010	2009
Cash flows from operating activities:		
Cash received from customers	\$ 2,319,004	\$ 2,458,187
Cash paid to suppliers for goods and services	(677,110)	(664,738)
Cash paid to employees for services	(1,002,303)	(941,549)
Interest received on time certificates of deposit	39,328	121,309
Interest paid	(112,299)	(137,261)
	566,620	835,948
Net cash provided by operating activities		
Cash flows from noncapital financing activities:		
Proceeds from long-term debt	116,564	-
Principal repayment of long-term debt	(400,000)	(400,000)
Net transfers in from trust funds	360,351	150,311
	76,915	(249,689)
Net cash provided by (used for) noncapital financing activities		
Cash flows from capital and related financing activities:		
Acquisition of fixed assets	(99,928)	(78,821)
	(99,928)	(78,821)
Net cash used for capital and related financing activities		
Cash flows from investing activities:		
Loan origination and principal collections, net	1,787,335	(2,085,613)
Additions to time certificates of deposit, net	(111,106)	(1,008,151)
Change in escrow accounts, net	(2,340)	(7,410)
Withdrawals from investments	-	2,600,000
Investment income received	130,656	106,921
Investment fees paid	(90,627)	(113,269)
Dividends received	68,000	60,000
	1,781,918	(447,522)
Net cash provided by (used for) investing activities		
Net change in cash and cash equivalents	2,325,525	59,916
Cash and cash equivalents at beginning of year	3,283,875	3,223,959
Cash and cash equivalents at end of year	\$ 5,609,400	\$ 3,283,875
Reconciliation of earnings from operations to net cash provided by operating activities:		
Earnings from operations	\$ 599,541	\$ 1,041,325
Adjustment to reconcile earnings from operations to net cash provided by operating activities:		
Reversal of provision for loan losses	(103,860)	(365,582)
Depreciation	94,925	80,936
(Increase) decrease in assets:		
Accounts receivable	(8,670)	(4,441)
Prepaid expenses	-	200
Interest and other receivables	(77,273)	83,929
Increase (decrease) in liabilities:		
Accounts payable	54,228	18,853
Accrued interest payable	(7,468)	(17,170)
Credit life payable	15,197	(2,102)
	\$ 566,620	\$ 835,948
Net cash provided by operating activities		

See accompanying notes to financial statements.

**FEDERATED STATES OF MICRONESIA DEVELOPMENT BANK  
(A COMPONENT UNIT OF THE FSM NATIONAL GOVERNMENT)**

Notes to Financial Statements  
December 31, 2010 and 2009

(1) Summary of Significant Accounting Policies

Reporting Entities

The Federated States of Micronesia (FSM) Development Bank (the Bank) was created in 1979 by Public Law 1-37 of the First Congress of the Federated States of Micronesia. The Bank began its operations on October 1, 1980. The Bank was reorganized in January 1994 by Public Law 8-47 of the Eighth Congress of the Federated States of Micronesia. The purpose of the Bank is to provide loans for economic development of the FSM. Such loans may otherwise be too risky for commercial banks to underwrite. Additionally, the Bank's repayment terms tend to be longer than those offered by commercial banks. As of December 31, 2010, the Bank has issued 2,997,883 shares to the FSM National Government (98.7%), Kosrae State (0.3%) and Chuuk State (1.0%). These shares do not convey ownership and have been made in accordance with the aforementioned law but these shares have no financial impact on the accompanying financial statements.

The Investment Development Fund (IDF) was established by Public Law 5-122 in January 1989. The purpose of the IDF is to finance projects which will (1) have their operations primarily located within the FSM; (2) improve the balance of payments position of the FSM; (3) increase the value of visible and invisible exports or result in import substitutions; (4) demonstrate positive economic returns; (5) contribute to the furtherance of close economic relations with the USA.

The Pohnpei Development Loan Fund (PDLF) and the Yap Development Loan Fund (YDLF) are administered by the Bank in a Trust capacity. All loan decisions are made by executives of the respective state governments.

The Bank is a component unit (a discretely presented proprietary fund type) of the FSM National Government. The financial statements in this report do not represent the financial position, results of operations or cash flows of the FSM National Government as a whole. The financial statements of the Bank are not obligations of the FSM National Government unless specifically authorized by the FSM National Government. To date, no such authorizations have been made.

The Bank has opted to establish itself more in line with a corporate model. The Bank, through this process, hopes to be able to attract additional capital through non-FSM sources. To that end, the Bank, in September 2007, entered into a line of credit agreement with Export and Import Bank of China for \$2,000,000. As of December 31, 2010 and 2009, the amount outstanding and payable under this line was \$1,200,000 and \$1,600,000, respectively. Additionally, the Bank has entered into a memorandum of understanding with the U.S. Department of Agriculture's Office of Rural Economic and Community Development to provide guarantees for housing loans in the FSM. An escrow account amounting to \$520,295 and \$517,953, respectively, as of December 31, 2010 and 2009, was established for the housing guarantee.

Fund Structure and Basis of Accounting

The accounts of the Bank are organized as a discretely presented component unit - proprietary fund of the FSM National Government. Proprietary funds are used by governmental units to account for operations that are financed and operated in a manner similar to a private business. This accounting is appropriate when costs of providing goods or services to the general public are to be financed primarily through user charges or where the periodic determination of net

**FEDERATED STATES OF MICRONESIA DEVELOPMENT BANK  
(A COMPONENT UNIT OF THE FSM NATIONAL GOVERNMENT)**

Notes to Financial Statements  
December 31, 2010 and 2009

(1) Summary of Significant Accounting Policies, Continued

Fund Structure and Basis of Accounting, Continued

income is appropriate for accountability purposes. The accrual basis of accounting is utilized by proprietary funds. Under the accrual basis, revenues are recorded when earned, and expenses are recorded at the time the liabilities are incurred.

The accounts of the IDF, PDLF and YDLF are accounted for as fiduciary fund types as the amounts are to be reported on the respective entities' financial statements (the FSM National Government, Pohnpei State and Yap State, respectively).

The Bank utilizes the flow of economic resources measurement focus. Its financial statements are prepared in accordance with accounting principles generally accepted in the United States of America as applied to governmental units using the accrual basis of accounting. The Governmental Accounting Standards Board (GASB) is the accepted standard-setting body for establishing governmental accounting and financial reporting principles. GASB Statement No. 20, *Accounting and Financial Reporting for Proprietary Funds and Other Governmental Entities that Use Proprietary Fund Accounting* requires that proprietary activities apply all applicable GASB pronouncements as well as Statements and Interpretations issued by the Financial Accounting Standards Board (FASB), Accounting Principle Board Opinions and Accounting Research Bulletins of the Committee on Accounting Procedures issued on or before November 30, 1989. The Bank has implemented GASB 20 and elected not to apply FASB Statements and Interpretations issued after November 30, 1989.

The Bank has adopted GASB Statement No. 34, *Basic Financial Statements-and Management's Discussion and Analysis-for State and Local Governments* (GASB 34) as amended by GASB Statement No. 37, *Basic Financial Statements – Management's Discussion and Analysis-for State and Local Governments: Omnibus* and GASB Statement No. 38, *Certain Financial Statement Note Disclosures*. GASB Statement No. 34 establishes standards for external financial reporting for state and local governments and requires that resources be classified for accounting and reporting purposes into the following four net asset categories:

- Invested in capital assets, net of related debt:

Capital assets, net of accumulated depreciation and outstanding principal balances of debt attributable to the acquisition, construction or improvement of those assets.

- Restricted:

- Nonexpendable – Net assets subject to externally imposed stipulations that require the Bank to maintain them permanently.
- Expendable – Net assets whose use by the Bank is subject to externally imposed stipulations that can be fulfilled by actions of the Bank pursuant to those stipulations or that expire by the passage of time.

For the years ended December 31, 2010 and 2009, the Bank does not have expendable or nonexpendable restricted net assets.

**FEDERATED STATES OF MICRONESIA DEVELOPMENT BANK  
(A COMPONENT UNIT OF THE FSM NATIONAL GOVERNMENT)**

Notes to Financial Statements  
December 31, 2010 and 2009

(1) Summary of Significant Accounting Policies, Continued

Fund Structure and Basis of Accounting, Continued

- Unrestricted:

Net assets that are not subject to externally imposed stipulations. Unrestricted net assets may be designated for specific purposes by action by management or the Board of Directors or may otherwise be limited by contractual agreements with outside parties.

Proprietary funds distinguish operating revenues and expenses from nonoperating items. Operating revenues and expenses generally result from providing services and producing and delivering goods in connection with a proprietary fund's principal ongoing operations. All other revenues are reported as nonoperating. Operating expenses includes the cost of sales and services, administrative expenses, and depreciation on capital assets. All revenues and expenses not meeting this definition are reported as nonoperating revenues and expenses.

Cash and Cash Equivalents

For the purposes of the statements of net assets and the statements of cash flows, cash and cash equivalents are defined as cash in bank checking and savings accounts, money market funds, and commercial paper with original maturities of three months or less from the date of acquisition.

Time certificates of deposit with original maturities of greater than three months are separately classified.

Investments

Investment securities and related investment earnings are recorded at fair value. Fair value is the amount at which a financial instrument could be exchanged in a current transaction between willing parties, other than in a forced or liquidation sale and is primarily determined based on quoted market values.

An equity investment in the common stock of Bank of the FSM is stated at cost as there is no market for this investment.

Loans and Allowance for Loan Losses

Loans receivable are stated at unpaid principal balance less the allowance for loan losses.

Management maintains the allowance for loan losses at a level adequate to absorb probable losses. Management determines the adequacy of the allowance based upon reviews of individual loans, recent loss experience, current economic conditions, the risk characteristics of the various categories of loans and other pertinent factors. Loans deemed uncollectible are charged to the allowance. Provisions for losses and recoveries on loans previously charged off are added to the allowance.

Interest on loans is accrued and credited to income based on the principal amount outstanding. The accrual of interest on loans is discontinued when, in the opinion of management, there is an indication that the borrower may be unable to meet payments as they become due. Upon such discontinuance, all unpaid accrued interest is reversed.

**FEDERATED STATES OF MICRONESIA DEVELOPMENT BANK  
(A COMPONENT UNIT OF THE FSM NATIONAL GOVERNMENT)**

Notes to Financial Statements  
December 31, 2010 and 2009

(1) Summary of Significant Accounting Policies, Continued

Fixed Assets

Fixed assets are stated at cost, less accumulated depreciation. Depreciation is based on the straight-line method over the estimated useful lives of the respective assets. All assets have estimated useful lives of three to five years.

The Bank's policy on fixed assets requires that assets with a purchase value of \$5,000 and over are capitalized and depreciated based on their useful lives. Assets with a purchase value less than \$5,000 are expensed fully in the year of purchase.

Off-Balance Sheet Financial Instruments

In the ordinary course of business, the Bank enters into off-balance sheet financial instruments consisting of commitments to extend credit and loan guarantees. Such financial instruments are recorded in the financial statements when they become payable.

Estimates

The preparation of financial statements in conformity with accounting principles generally accepted in the United States of America requires management to make estimates and assumptions that affect the reported amounts of assets and liabilities and disclosures of contingent assets and liabilities at the date of the financial statements and the reported amounts of revenues and expenses during the reporting period. Actual results could differ from those estimates. A material estimate that is particularly susceptible to significant change in the near term relates to the determination of the allowance for loan losses.

Reclassifications

Certain reclassifications have been made to the 2009 financial statements in order to conform with the 2010 presentation.

New Accounting Standards

During fiscal year 2010, the Bank implemented the following pronouncements:

- GASB Statement No. 51, *Accounting and Financial Reporting for Intangible Assets*, which addresses whether and when intangible assets should be considered capital assets for financial reporting purposes.
- GASB Statement No. 53, *Accounting and Financial Reporting for Derivative Instruments*, which is intended to improve how state and local governments report information about derivative instruments - financial arrangements used by governments to manage specific risks or make investments - in their financial statements.
- GASB Technical Bulletin No. 2008-1, *Determining the Annual Required Contribution Adjustment for Postemployment Benefits*, which clarifies the requirements of GASB Statement No. 27, *Accounting for Pensions by State and Local Governmental Employers*, and Statement No. 45, *Accounting and Financial Reporting by Employers for Postemployment Benefits Other Than Pensions*, for calculating the annual required contribution (ARC) adjustment.

**FEDERATED STATES OF MICRONESIA DEVELOPMENT BANK  
(A COMPONENT UNIT OF THE FSM NATIONAL GOVERNMENT)**

Notes to Financial Statements  
December 31, 2010 and 2009

(1) Summary of Significant Accounting Policies, Continued

New Accounting Standards, Continued

- GASB Statement No. 58, *Accounting and Financial Reporting for Chapter 9 Bankruptcies*, which provides guidance for governments that have petitioned for protection from creditors by filing for bankruptcy under Chapter 9 of the United States Bankruptcy Code, and establishes requirements for recognizing and measuring the effects of the bankruptcy process on assets and liabilities, and for classifying changes in those items and related costs.

The implementation of these pronouncements did not have a material effect on the accompanying financial statements.

In March 2009, GASB issued Statement No. 54, *Fund Balance Reporting and Governmental Fund Type Definitions*, which enhances the usefulness of fund balance information by providing clearer fund balance classifications that can be more consistently applied and by clarifying the existing governmental fund type definitions. The provisions of this statement are effective for periods beginning after June 15, 2010. Management has not evaluated the effect that the implementation of this statement will have on the financial statements of the Bank.

In December 2009, GASB issued Statement No. 57, *OPEB Measurements by Agent Employers and Agent Multiple-Employer Plans*, which amends Statement No. 43, *Financial Reporting for Postemployment Benefit Plans Other Than Pension Plans*, and Statement No. 45, *Accounting and Financial Reporting by Employers for Postemployment Benefits Other Than Pensions*, and addresses issues related to measurement of OPEB obligations by certain employers participating in agent multiple-employer OPEB plans. The provisions of Statement 57 related to the use and reporting of the alternative measurement method are effective immediately. The provisions related to the frequency and timing of measurements are effective for actuarial valuations first used to report funded status information in OPEB plan financial statements for periods beginning after June 15, 2011. Management does not believe that the implementation of this statement will have a material effect on the financial statements of the Bank.

In June 2010, GASB issued Statement No. 59, *Financial Instruments Omnibus*, which updates and improves existing standards regarding financial reporting of certain financial instruments and external investment pools. The provisions of this statement are effective for periods beginning after June 15, 2010. Management has not evaluated the effect that the implementation of this statement will have on the financial statements of the Bank.

(2) Deposits and Investments

GASB Statement No. 40 addresses common deposit and investment risks related to credit risk, concentration of credit risk, interest rate risk and foreign currency risk. As an element of interest rate risk, disclosure is required of investments that have fair values that are highly sensitive to changes in interest rates. GASB Statement No. 40 also requires disclosure of formal policies related to deposit and investment risks.

The deposit and investment policies of the Bank are governed by its enabling legislation. The Board is required to engage one or more fund custodians to assume responsibility for the physical possession of the Bank's investments. Legally authorized investments are as follows:

**FEDERATED STATES OF MICRONESIA DEVELOPMENT BANK  
(A COMPONENT UNIT OF THE FSM NATIONAL GOVERNMENT)**

Notes to Financial Statements  
December 31, 2010 and 2009

(2) Deposits and Investments, Continued

- (i) Government obligations - Obligations issued or guaranteed as to principal and interest by the National Government and/or State governments of the Federated States of Micronesia or by the Government of the United States, provided that the principal and interest on each obligation are payable in the currency of the United States.
- (ii) Corporate obligations and mortgage-backed securities - Obligations of any public or private entity or corporation created or existing under the laws of the Federated States of Micronesia or of the United States or any state, territory or commonwealth thereof, or obligations of any other government or economic community which are payable in United States dollars, or other mortgage-backed securities provided that the obligation is an agency of the United States Government, the National Government of the Federated States of Micronesia, or is rated in one of the three highest categories by two nationally recognized rating agencies. No investment under this heading shall exceed ten percent of the market value of the investment fund or ten percent of the outstanding value of the issue at the time of purchase.
- (iii) Preferred and common stocks - Shares of preferred or common stocks of any corporation created or existing under the laws of the Federated States of Micronesia or under the laws of the United States or any state, territory or commonwealth thereof provided that the purchase of such shares shall be considered reasonable and prudent by the Bank's investment advisor at the time of purchase, that not more than five percent of the market value of its investments shall be invested in the stock of any one corporation, and that not more than ten percent of the market value of its investments shall be invested in any one industry group.
- (iv) Insurance company obligations - Contracts and agreements supplemental thereto providing for participation in one or more accounts of a life insurance company authorized to do business in the Federated States of Micronesia or in any state, territory or commonwealth of the United States provided that the total market value of these investments at no time shall exceed ten percent of all investments.

A. Deposits:

GASB Statement No. 3 previously required government entities to present deposit risks in terms of whether the deposits fell into the following categories:

- Category 1      Deposits that are federally insured or collateralized with securities held by the Bank or its agent in the Bank's name;
- Category 2      Deposits that are uninsured but fully collateralized with securities held by the pledging financial institution's trust department or agent in the Bank's name;  
or
- Category 3      Deposits that are collateralized with securities held by the pledging financial institution's trust department or agent but not in the Bank's name and non-collateralized deposits.

**FEDERATED STATES OF MICRONESIA DEVELOPMENT BANK  
(A COMPONENT UNIT OF THE FSM NATIONAL GOVERNMENT)**

Notes to Financial Statements  
December 31, 2010 and 2009

(2) Deposits and Investments, Continued

A. Deposits, Continued

GASB Statement No. 40 amended GASB Statement No. 3 to in effect eliminate disclosure for deposits falling into categories 1 and 2 but retained disclosures for deposits falling under category 3. Category 3 deposits are those deposits that have exposure to custodial credit risk. Custodial credit risk is the risk that in the event of a bank failure, the Bank's deposits may not be returned to it. Such deposits are not covered by depository insurance and are either uncollateralized, or collateralized with securities held by the pledging financial institution or held by the pledging financial institution but not in the depositor-government's name. The Bank does not have a deposit policy for custodial credit risk.

As of December 31, 2010 and 2009, the carrying amount of the Bank's total cash and cash equivalents and time certificates of deposit was \$7,830,737 and \$5,391,764, respectively, and the corresponding bank balances were \$7,935,602 and \$5,412,386, respectively. Of the bank balances, all are maintained in financial institutions subject to Federal Deposit Insurance Corporation (FDIC) insurance. As of December 31, 2010, bank deposits in noninterest-bearing transaction accounts and interest-bearing transaction accounts in the amounts of \$250,164 and \$500,000, respectively, were FDIC insured. As of December 31, 2009, bank deposits in the amount of \$500,000 were FDIC insured. The Bank does not require collateralization of its cash deposits; therefore, deposit levels in excess of FDIC insurance coverage are uncollateralized. Accordingly, these deposits are exposed to custodial credit risk. Management's confidence in the financial strength of their banking institutions was the basis of the decision to not require collateralization. No losses as a result of this practice were incurred for the years ended December 31, 2010 and 2009.

B. Investments:

GASB Statement No. 3 previously required government entities to present investment risks in terms of whether the investments fell into the following categories:

- Category 1 Investments that are insured or registered, or securities held by the Bank or its agent in the Bank's name;
- Category 2 Investments that are uninsured and unregistered for which the securities are held by the counterparty's trust department or agent in the Bank's name; or
- Category 3 Investments that are uninsured and unregistered, with securities held by the counterparty, or by its trust department or agent but not in the Bank's name.

GASB Statement No. 40 amended GASB Statement No. 3 to in effect eliminate disclosure for investments falling into categories 1 and 2, and provided for disclosure requirements addressing other common risks of investments such as credit risk, interest rate risk, concentration of credit risk, and foreign currency risk. GASB Statement No. 40 did retain and expand the element of custodial credit risk in GASB Statement No. 3.



**FEDERATED STATES OF MICRONESIA DEVELOPMENT BANK  
(A COMPONENT UNIT OF THE FSM NATIONAL GOVERNMENT)**

Notes to Financial Statements  
December 31, 2010 and 2009

(2) Deposits and Investments, Continued

B. Investments, Continued

As of December 31, 2010 and 2009, investments at fair value are as follows:

	<u>2010</u>	<u>2009</u>
Fixed income securities:		
Domestic fixed income	\$ 2,907,993	\$ 3,019,931
Other investments:		
Domestic equities	5,229,535	4,600,775
Money market funds	<u>1,560,704</u>	<u>1,382,106</u>
	<u>\$ 9,698,232</u>	<u>\$ 9,002,812</u>

As of December 31, 2010 and 2009, the Bank's fixed income securities had the following maturities:

		Less Than <u>1 Year</u>	1 to 5 <u>Years</u>	6 to 10 <u>Years</u>	Greater Than <u>10 Years</u>	Fair <u>Value</u>
2010						
U.S. Treasury obligations	\$	316,611	\$ 972,193	\$ 388,883	\$ -	\$ 1,677,687
U.S. Government agency obligations		<u>244,824</u>	<u>616,767</u>	<u>368,715</u>	<u>-</u>	<u>1,230,306</u>
	<u>\$</u>	<u>561,435</u>	<u>\$ 1,588,960</u>	<u>\$ 757,598</u>	<u>\$ -</u>	<u>\$ 2,907,993</u>
2009						
U.S. Treasury obligations	\$	160,619	\$ 1,257,781	\$ 158,564	\$ 73,369	\$ 1,650,333
U.S. Government agency obligations		<u>-</u>	<u>1,014,232</u>	<u>355,366</u>	<u>-</u>	<u>1,369,598</u>
	<u>\$</u>	<u>160,619</u>	<u>\$ 2,272,013</u>	<u>\$ 513,930</u>	<u>\$ 73,369</u>	<u>\$ 3,019,931</u>

Credit risk for investments is the risk that an issuer or other counterparty to an investment will not fulfill its obligations.

The Bank's exposure to credit risk at December 31, 2010 and 2009, was as follows:

<u>2010</u>	<u>Total</u>	<u>Domestic</u>	<u>International</u>
Moody's Rating – AAA	\$ <u>2,907,993</u>	\$ <u>2,907,993</u>	\$ <u>-</u>
Total credit risk debt securities	\$ <u>2,907,993</u>	\$ <u>2,907,993</u>	\$ <u>-</u>
<u>2009</u>	<u>Total</u>	<u>Domestic</u>	<u>International</u>
Moody's Rating – AAA	\$ <u>3,019,931</u>	\$ <u>3,019,931</u>	\$ <u>-</u>
Total credit risk debt securities	\$ <u>3,019,931</u>	\$ <u>3,019,931</u>	\$ <u>-</u>

**FEDERATED STATES OF MICRONESIA DEVELOPMENT BANK  
(A COMPONENT UNIT OF THE FSM NATIONAL GOVERNMENT)**

Notes to Financial Statements  
December 31, 2010 and 2009

(2) Deposits and Investments, Continued

B. Investments, Continued

Custodial credit risk for investments is the risk that in the event of the failure of the counterparty to the transaction, the Bank will not be able to recover the value of investment or collateral securities that are in the possession of an outside party. The Bank's investments are held and administered by trustees. Accordingly, these investments are exposed to custodial credit risk. Based on negotiated trust and custody contracts, all of these investments were held in the Bank's name by the Bank's custodial financial institutions at December 31, 2010 and 2009.

Concentration of credit risk for investments is the risk of loss attributed to the magnitude of an entity's investment in a single issuer. GASB Statement No. 40 requires disclosure by issuer and amount of investments in any one issuer that represents five percent (5%) or more of total investments for the Bank. As of December 31, 2010, the Bank's investment in U.S. treasury notes and agency obligations of the Federal National Mortgage Association constituted 17% and 9%, respectively, of its total investments. As of December 31, 2009, the Bank's investment in U.S. treasury notes and agency obligations of the Federal National Mortgage Association constituted 18% and 11%, respectively, of its total investments.

Interest rate risk is the risk that changes in interest rates will adversely affect the fair value of debt instruments. The Bank has a formal investment policy that limits investment maturities as a means of managing its exposure to fair value losses arising from increasing interest rates.

(3) Equity Investment, at Cost

The equity investment in Bank of the FSM, carried at cost, represents 100,000 common shares and approximately an 11% ownership interest. Since the book value of the shares exceeds the carrying value, management believes that the equity investment has not become impaired.

(4) Loans Receivable

A summary of loans receivable at December 31, 2010 and 2009 follows:

	<u>2010</u>	<u>2009</u>
Unpaid principal balance	\$ 27,152,788	\$ 28,426,407
Allowance for loan losses	<u>(6,199,117)</u>	<u>(5,789,261)</u>
	\$ <u>20,953,671</u>	\$ <u>22,637,146</u>

Movements in the allowance for loan losses during the years ended December 31, 2010 and 2009, are as follows:

	<u>2010</u>	<u>2009</u>
Balance at beginning of year	\$ 5,789,261	\$ 5,295,649
Reversal of provision for loan losses	(103,860)	(365,582)
Loans restructured	115,851	-
Loan recoveries from previously charged off loans	397,865	610,094
Loan reactivations from previously charged off loans	<u>-</u>	<u>249,100</u>
Balance at end of year	\$ <u>6,199,117</u>	\$ <u>5,789,261</u>

**FEDERATED STATES OF MICRONESIA DEVELOPMENT BANK  
(A COMPONENT UNIT OF THE FSM NATIONAL GOVERNMENT)**

Notes to Financial Statements  
December 31, 2010 and 2009

(5) Fixed Assets

A summary of fixed assets as of December 31, 2010 and 2009, is as follows:

	Beginning Balance January 1, 2010	Additions	Deletions	Ending Balance December 31, 2010
Office furniture, fixtures and equipment	\$ 154,579	\$ -	\$ -	\$ 154,579
Home furniture, fixtures and equipment	14,098	-	-	14,098
Vehicles	231,129	53,269	-	284,398
Computers and software	<u>596,631</u>	<u>46,659</u>	<u>-</u>	<u>643,290</u>
	996,437	99,928	-	1,096,365
Less accumulated depreciation	<u>(771,987)</u>	<u>(94,925)</u>	<u>-</u>	<u>(866,912)</u>
Net fixed assets	\$ <u>224,450</u>	\$ <u>5,003</u>	\$ <u>-</u>	\$ <u>229,453</u>
	Beginning Balance January 1, 2009	Additions	Deletions	Ending Balance December 31, 2009
Office furniture, fixtures and equipment	\$ 144,996	\$ 9,583	\$ -	\$ 154,579
Home furniture, fixtures and equipment	14,098	-	-	14,098
Vehicles	231,129	-	-	231,129
Computers and software	<u>527,364</u>	<u>69,267</u>	<u>-</u>	<u>596,631</u>
	917,587	78,850	-	996,437
Less accumulated depreciation	<u>(691,024)</u>	<u>(80,963)</u>	<u>-</u>	<u>(771,987)</u>
Net fixed assets	\$ <u>226,563</u>	\$ <u>(2,113)</u>	\$ <u>-</u>	\$ <u>224,450</u>

(6) Related Party Transactions

As of December 31, 2010 and 2009, the Bank has direct loans with outstanding balances of \$195,881 and \$186,647, respectively, to employees of the Bank and project loans extended to businesses owned by or affiliated with employees of \$2,446,679 and \$2,424,869, respectively. These loans were made under similar terms and conditions as exist with other borrowers. Officers and Board members are not eligible to borrow from the Bank.

(7) Commitments and Contingencies

Guaranty

The Bank, from time-to-time, is contingently liable on loan guarantees ranging from 50% to 90% of the outstanding loan balances for commercial projects within the FSM. There were no outstanding guaranteed loan balances as of December 31, 2010 and 2009.

Loan Commitments

The Bank has entered into loan commitments for loans approved but undisbursed in the amount of \$9,563,505 at December 31, 2010.

**FEDERATED STATES OF MICRONESIA DEVELOPMENT BANK  
(A COMPONENT UNIT OF THE FSM NATIONAL GOVERNMENT)**

Notes to Financial Statements  
December 31, 2010 and 2009

(7) Commitments and Contingencies, Continued

Litigation

The Bank is a party to various legal proceedings, the ultimate impact of which is not currently predictable. Therefore, no liability has been recorded in the accompanying financial statements due to management's inability to predict the ultimate outcome of these proceedings.

Self Insurance

The Bank carries insurance to cover its potential risks from vehicle usage. The Bank is substantially self-insured for all other risks. Management is of the opinion that no material losses have been sustained as a result of this practice during the past three years.

Lease Commitments

The Bank has seven operating leases as of December 31, 2010. Three are residential real estate leases for contract employees. Four leases are for the branch offices in each State (one with a lease term of two years, two for five years and one for fifteen years). Except for one residential real estate lease, all other leases have an attached option allowing the Bank to renew the lease upon expiration of the current term. It is likely that these options will be exercised by the Bank and the leases renewed. The approximate future minimum annual lease payments payable by the Bank, assuming all options are exercised, are as follows:

<u>Year ending December 31,</u>	<u>Total</u>
2011	\$ 133,120
2012	124,320
2013	124,320
2014	124,320
2015	124,320
2016 – 2020	621,600
2021 – 2025	621,600
2026 – 2030	621,600
2031 – 2035	<u>621,600</u>
	\$ <u>3,116,800</u>

(8) Long-Term Debt

On September 29, 2007, the Bank entered into a line of credit agreement with Export and Import Bank of China in the amount of \$2,000,000, due July 21, 2013, for the purpose of funding its loan programs. The loan is uncollateralized, bears interest fixed at 7.38% per annum. Repayment of principal and interest commenced on January 21, 2009 in semi-annual principal installments of \$200,000. As of December 31, 2010 and 2009, the amount outstanding and payable was \$1,200,000 and \$1,600,000, respectively.

**FEDERATED STATES OF MICRONESIA DEVELOPMENT BANK  
(A COMPONENT UNIT OF THE FSM NATIONAL GOVERNMENT)**

Notes to Financial Statements  
December 31, 2010 and 2009

(8) Long-Term Debt, Continued

On December 8, 2009, the Bank was awarded an Intermediary Relending Program (IRP) loan by the U.S. Department of Agriculture in the amount of \$466,254. The loan requires interest only payments for the first three years; thereafter, principal and interest is payable in equal annual installments beginning on December 8, 2013. The loan matures on December 8, 2039. The loan bears a fixed interest rate of one percent per annum. At December 31, 2010 and 2009, outstanding balances were \$116,564 and \$0, respectively. The loan is assumed to be fully disbursed by December 8, 2012, which is the last annual interest-only payment period.

On August 30, 2010, the Bank entered into a line of credit agreement in the amount of EUR 4,000,000 with European Investment Bank for a term of fifteen years. The loan is uncollateralized and bears interest at the London Interbank Offered Rate on the date of drawdown plus a 1.76% risk premium per annum. No drawdowns have occurred as of December 31, 2010.

Annual debt service requirements to maturity for principal and interest are as follows:

<u>Year ending December 31,</u>	<u>Principal</u>	<u>Interest</u>	<u>Total</u>
2011	\$ 400,000	\$ 82,346	\$ 482,346
2012	400,000	52,826	452,826
2013	415,128	23,154	438,282
2014	15,279	1,013	16,292
2015	15,432	1,011	16,443
2016-2020	<u>70,725</u>	<u>2,292</u>	<u>70,017</u>
	<u>\$ 1,316,564</u>	<u>\$ 162,642</u>	<u>\$ 1,479,206</u>

Long-term debt changes during the years ended December 31, 2010 and 2009 are as follows:

	<u>Balance January 1,</u>	<u>Additions</u>	<u>Reductions</u>	<u>Balance December 31,</u>	<u>Due Within One Year</u>
2010:					
Loan payable	\$ <u>1,600,000</u>	\$ <u>116,564</u>	\$ <u>(400,000)</u>	\$ <u>1,316,564</u>	\$ <u>400,000</u>
2009:					
Loan payable	\$ <u>2,000,000</u>	\$ <u>-</u>	\$ <u>(400,000)</u>	\$ <u>1,600,000</u>	\$ <u>400,000</u>

(9) Contribution from the FSM National Government

The Bank was reimbursed for expenses incurred in administering the IDF program from the IDF Private Sub Account for \$250,000 for each of the years ended December 31, 2010 and 2009.

**FEDERATED STATES OF MICRONESIA DEVELOPMENT BANK  
(A COMPONENT UNIT OF THE FSM NATIONAL GOVERNMENT)**

Notes to Financial Statements  
December 31, 2010 and 2009

(10) Retirement Plan

The Bank's retirement plan (the Plan) is a self-administered program established to pay retirement, disability and survivor income to employees and their survivors to supplement similar benefits that employees receive from the FSM Social Security System. The Plan is a contributory plan in which the Bank matches 100% of the participants' contributions up to a maximum of 10 percent of the participant's annual salary, if the participant contributes 3 or more percent from his or her annual salary. Employee participation is optional. The Bank's Chief Financial Officer is the designated Plan Administrator. Matching contributions to the Plan during the years ended December 31, 2010, 2009, and 2008 were \$56,824, \$51,395, and \$54,035, respectively. Management is of the opinion that the Plan does not represent an asset or a liability of the Bank.

(11) Staff Loan Revolving Fund

In July 2007, the Bank's Board of Directors approved the establishment of a Staff Loan Revolving Fund. In September 2007, a savings account was established for this purpose. As of December 31, 2010 and 2009, the account has a balance of \$81,574 and \$81,428, respectively.

**FEDERATED STATES OF MICRONESIA DEVELOPMENT BANK  
(A COMPONENT UNIT OF THE FSM NATIONAL GOVERNMENT)**

Schedule of Net Assets - Intermediary Relending Program  
December 31, 2010

ASSETS

Current assets:	
Cash and cash equivalents	\$ 587,496
Receivable from FSMDB	71,361
Interest and other receivables	347
Loans receivable	25,866
	<hr/>
Total assets	<u>\$ 685,070</u>

LIABILITIES

Current liabilities:	
Payable to trust funds	\$ 93,697
Noncurrent liabilities:	
Long-term debt	116,564
	<hr/>
Total liabilities	<u>210,261</u>
Net assets:	
Unrestricted	474,809
	<hr/>
Total net assets	<u>474,809</u>
	<hr/>
Total liabilities and net assets	<u>\$ 685,070</u>

See accompanying Independent Auditors' Report.

**FEDERATED STATES OF MICRONESIA DEVELOPMENT BANK**  
**(A COMPONENT UNIT OF THE FSM NATIONAL GOVERNMENT)**

Schedule of Revenues, Expenses and Changes in Net Assets - Intermediary Relending Program  
Year Ended December 31, 2010

Operating revenues:	
Interest income on loans	\$ 1,971
Loan fees	1,000
Miscellaneous	906
	<hr/>
Total operating revenues	3,877
	<hr/>
Non-operating revenues:	
Investment earnings	1,971
	<hr/>
Change in net assets	5,848
	<hr/>
Net assets at beginning of year	468,961
	<hr/>
Net assets at end of year	\$ 474,809
	<hr/> <hr/>

See accompanying Independent Auditors' Report.



**TRUST FUNDS ADMINISTERED BY THE  
FEDERATED STATES OF MICRONESIA DEVELOPMENT BANK  
(A COMPONENT UNIT OF THE FSM NATIONAL GOVERNMENT)**

---

**FINANCIAL STATEMENTS AND  
INDEPENDENT AUDITORS' REPORT**

---

**DECEMBER 31, 2010**

## INDEPENDENT AUDITORS' REPORT


Chairman  
Board of Directors  
Federated States of Micronesia  
Development Bank:

We have audited the accompanying statement of fiduciary net assets of the Investment Development Fund (IDF), the Pohnpei Development Loan Fund (PDLF), and the Yap Development Loan Fund (YDLF) (the Funds) as of December 31, 2010, and the related statement of changes in fiduciary net assets for the year then ended. The Funds are administered by the Federated States of Micronesia Development Bank (the Bank), a component unit of the National Government of the Federated States of Micronesia. These financial statements are the responsibility of the Bank's management. Our responsibility is to express an opinion on these financial statements based on our audit.

We conducted our audit in accordance with auditing standards generally accepted in the United States of America, and the standards applicable to financial audits contained in *Government Auditing Standards*, issued by the Comptroller General of the United States. Those standards require that we plan and perform the audit to obtain reasonable assurance about whether the financial statements are free of material misstatement. An audit includes consideration of internal control over financial reporting as a basis for designing audit procedures that are appropriate in the circumstances, but not for the purpose of expressing an opinion on the effectiveness of the Bank's internal control over financial reporting. Accordingly, we express no such opinion. An audit also includes examining, on a test basis, evidence supporting the amounts and disclosures in the financial statements, assessing the accounting principles used and significant estimates made by management, as well as evaluating the overall financial statement presentation. We believe that our audit provides a reasonable basis for our opinion.

In our opinion, such financial statements present fairly, in all material respects, the respective financial position of the Investment Development Fund, the Pohnpei Development Loan Fund and the Yap Development Loan Fund at December 31, 2010, and the changes in their respective financial position for the year then ended in conformity with accounting principles generally accepted in the United States of America.

In accordance with *Government Auditing Standards*, we have issued our report dated April 26, 2011, on our consideration of the Bank's internal control over financial reporting and on our tests of its compliance with certain laws, regulations, contracts, and grant agreements and other matters. The purpose of that report is to describe the scope of our testing of internal control over financial reporting and compliance and the results of that testing, and not to provide an opinion on the internal control over financial reporting or on compliance. That report is an integral part of an audit performed in accordance with *Government Auditing Standards* and should be considered in assessing the results of our audit.



April 26, 2011

**FEDERATED STATES OF MICRONESIA DEVELOPMENT BANK**  
**(A COMPONENT UNIT OF FSM NATIONAL GOVERNMENT)**

Trust Funds  
Statement of Fiduciary Net Assets  
December 31, 2010

	IDF	PDLF	YDLF	Total
<u>ASSETS</u>				
Held by FSMDB:				
Cash in bank and on hand	\$ -	\$ 208,852	\$ 52,439	\$ 261,291
Time certificates of deposit	1,420,551	569,812	144,330	2,134,693
Held by trustee:				
Investments	867,838	-	-	867,838
Total cash and equivalents	2,288,389	778,664	196,769	3,263,822
Receivable from FSMDB	161,108	-	27,266	188,374
Interest and other receivables	3,418	1,326	71	4,815
Loans receivable, net	6,675,233	37,770	38,779	6,751,782
Total receivables	6,839,759	39,096	66,116	6,944,971
	\$ 9,128,148	\$ 817,760	\$ 262,885	\$ 10,208,793
<u>LIABILITIES AND NET ASSETS</u>				
Liabilities:				
Payable to FSMDB	\$ 291,887	\$ 93,114	\$ 15,623	\$ 400,624
Commitments				
Net assets:				
Restricted	6,675,233	37,770	38,779	6,751,782
Unrestricted	2,161,028	686,876	208,483	3,056,387
Total net assets	8,836,261	724,646	247,262	9,808,169
	\$ 9,128,148	\$ 817,760	\$ 262,885	\$ 10,208,793

See accompanying notes to financial statements.

**FEDERATED STATES OF MICRONESIA DEVELOPMENT BANK**  
**(A COMPONENT UNIT OF FSM NATIONAL GOVERNMENT)**

Trust Funds  
Statement of Changes in Fiduciary Net Assets  
Year Ended December 31, 2010

	<u>IDF</u>	<u>PDLF</u>	<u>YDLF</u>	<u>Total</u>
Additions:				
Investment interest	\$ 14,721	\$ (2,728)	\$ 3,529	\$ 15,522
Loan interest	79,429	4,049	3,698	87,176
Recovery of loan write-off	119,007	-	-	119,007
Miscellaneous	1,745	3,410	149	5,304
	<u>214,902</u>	<u>4,731</u>	<u>7,376</u>	<u>227,009</u>
Deductions:				
Investment management fee	250,000	-	-	250,000
Miscellaneous	1,100	6,247	3,126	10,473
	<u>251,100</u>	<u>6,247</u>	<u>3,126</u>	<u>260,473</u>
Change in net assets	(36,198)	(1,516)	4,250	(33,464)
Net assets at beginning of year	10,485,933	726,162	243,012	11,455,107
Less: return of net assets	<u>(1,613,474)</u>	<u>-</u>	<u>-</u>	<u>(1,613,474)</u>
Net assets at end of year	<u>\$ 8,836,261</u>	<u>\$ 724,646</u>	<u>\$ 247,262</u>	<u>\$ 9,808,169</u>

See accompanying notes to financial statements.

**TRUST FUNDS ADMINISTERED BY THE  
FEDERATED STATES OF MICRONESIA DEVELOPMENT BANK  
(A COMPONENT UNIT OF THE FSM NATIONAL GOVERNMENT)**

Notes to Financial Statements  
December 31, 2010

(1) Purpose and Summary of Significant Accounting Policies

Purpose

The Investment Development Fund (IDF), the Pohnpei Development Loan Fund (PDLF), and the Yap Development Loan Fund (YDLF), are administered by the Federated States of Micronesia Development Bank (the Bank). The Bank utilizes the Funds to carry out its stated purpose of providing loans for the economic development of the FSM. The specific purpose of each fund is as follows:

IDF was created to finance projects which will (1) have their operations primarily located within the FSM; (2) improve the balance of payments position of the FSM; (3) increase the value of visible and invisible exports or result in import substitutions; (4) demonstrate positive economic returns; (5) contribute to the furtherance of close economic relations with the USA. The IDF is administered by the Bank in a Trust capacity on behalf of the FSM National Government and its four States.

PDLF and YDLF are administered by the Bank in a Trust capacity. All loan decisions are made by executives of the respective state governments as these funds represent local appropriations designated to be loaned for development purposes.

Fund Structure and Basis of Accounting

The accounts of the IDF, PDLF and YDLF are accounted for as fiduciary fund types as the amounts are to be reported on the respective entities' financial statements (the FSM National Government, Pohnpei State and Yap State, respectively).

Cash

For the purposes of the statement of fiduciary net assets, cash is defined as cash in bank checking and savings accounts, and commercial paper with original maturities of three months or less from the date of acquisition. Deposits maintained in time certificates of deposit with original maturity dates greater than three months are separately classified.

Investments

Investments and related investment earnings are recorded at fair value. Fair value is the amount at which a financial instrument could be exchanged in a current transaction between willing parties, other than in a forced or liquidation sale and is primarily determined based on quoted market values.

Loans and Allowance for Loan Losses

Loans under the trust funds are usually reported at gross unpaid principal balances, without an allowance for loan losses. The loans are reserved in net assets as restricted net assets. Loans are written off directly against income based on discussions with the owners of the managed funds. When the loans are recorded in the respective owner's financial statements, the owners of these funds will bear responsibility for establishing the related loan loss reserve.

Interest on loans is accrued and credited to income based on the principal amount outstanding. The accrual of interest on loans is discontinued when, in the opinion of management, there is an indication that the borrower may be unable to meet payments as they become due. Upon such discontinuance, all unpaid accrued interest is reversed.

**TRUST FUNDS ADMINISTERED BY THE  
FEDERATED STATES OF MICRONESIA DEVELOPMENT BANK  
(A COMPONENT UNIT OF THE FSM NATIONAL GOVERNMENT)**

Notes to Financial Statements  
December 31, 2010

(1) Purpose and Summary of Significant Accounting Policies, Continued

Estimates

The preparation of financial statements in conformity with accounting principles generally accepted in the United States of America requires management to make estimates and assumptions that affect the reported amounts of assets and liabilities and disclosures of contingent assets and liabilities at the date of the financial statements and the reported amounts of revenues and expenses during the reporting period. Actual results could differ from those estimates.

(2) Deposits and Investments

GASB Statement No. 40 addresses common deposit and investment risks related to credit risk, concentration of credit risk, interest rate risk and foreign currency risk. As an element of interest rate risk, disclosure is required of investments that have fair values that are highly sensitive to changes in interest rates. GASB Statement No. 40 also requires disclosure of formal policies related to deposit and investment risks.

The deposit and investment policies of the Funds are governed by their enabling legislation. The Bank is required to engage one or more fund custodians to assume responsibility for the physical possession of the Funds' investments. Legally authorized investments are as follows:

- (i) Government obligations - Obligations issued or guaranteed as to principal and interest by the National Government and/or State governments of the Federated States of Micronesia or by the Government of the United States, provided that the principal and interest on each obligation are payable in the currency of the United States.
- (ii) Corporate obligations and mortgage-backed securities - Obligations of any public or private entity or corporation created or existing under the laws of the Federated States of Micronesia or of the United States or any state, territory or commonwealth thereof, or obligations of any other government or economic community which are payable in United States dollars, or other mortgage-backed securities provided that the obligation is an agency of the United States Government, the National Government of the Federated States of Micronesia, or is rated in one of the three highest categories by two nationally recognized rating agencies. No investment under this heading shall exceed ten percent of the market value of the Funds' investments or ten percent of the outstanding value of the issue at the time of purchase.
- (iii) Preferred and common stocks - Shares of preferred or common stocks of any corporation created or existing under the laws of the Federated States of Micronesia or under the laws of the United States or any state, territory or commonwealth thereof provided that the purchase of such shares shall be considered reasonable and prudent by the Funds' investment advisor at the time of purchase, that not more than five percent of the market value of its investments shall be invested in the stock of any one corporation, and that not more than ten percent of the market value of its investments shall be invested in any one industry group.

**TRUST FUNDS ADMINISTERED BY THE  
FEDERATED STATES OF MICRONESIA DEVELOPMENT BANK  
(A COMPONENT UNIT OF THE FSM NATIONAL GOVERNMENT)**

Notes to Financial Statements  
December 31, 2010

(2) Deposits and Investments, Continued

- (iv) Insurance company obligations - Contracts and agreements supplemental thereto providing for participation in one or more accounts of a life insurance company authorized to do business in the Federated States of Micronesia or in any state, territory or commonwealth of the United States provided that the total market value of these investments at no time shall exceed ten percent of all investments.

A. Deposits

GASB Statement No. 3 previously required government entities to present deposit risks in terms of whether the deposits fell into the following categories:

- |            |   |
|------------|---|
| Category 1 | Deposits that are federally insured or collateralized with securities held by the Funds or its agent in the Funds' name;  |
| Category 2 | Deposits that are uninsured but fully collateralized with securities held by the pledging financial institution's trust department or agent in the Funds' name;<br>or               |
| Category 3 | Deposits that are collateralized with securities held by the pledging financial institution's trust department or agent but not in the Funds' name and non-collateralized deposits. |

GASB Statement No. 40 amended GASB Statement No. 3 to in effect eliminate disclosure for deposits falling into categories 1 and 2 but retained disclosures for deposits falling under category 3. Category 3 deposits are those deposits that have exposure to custodial credit risk. Custodial credit risk is the risk that in the event of a bank failure, the Funds' deposits may not be returned to them. Such deposits are not covered by depository insurance and are either uncollateralized, or collateralized with securities held by the pledging financial institution or held by the pledging financial institution but not in the depositor-government's name. The Funds do not have a deposit policy for custodial credit risk.

As of December 31, 2010, the carrying amount of the Funds' total cash and time certificates of deposit was \$2,395,984 and the corresponding bank balances approximated the same amount. All of the bank balances are maintained in interest-bearing transaction accounts in financial institutions subject to Federal Deposit Insurance Corporation (FDIC) insurance. As of December 31, 2010, bank deposits in interest-bearing transaction accounts in the amount of \$500,000 were FDIC insured. The Funds do not require collateralization of their cash deposits; therefore, deposit levels in excess of FDIC insurance coverage are uncollateralized. Accordingly, these deposits are exposed to custodial credit risk. Management's confidence in the financial strength of their banking institutions was the basis of the decision to not require collateralization. No losses as a result of this practice were incurred for the year ended December 31, 2010.

**TRUST FUNDS ADMINISTERED BY THE  
FEDERATED STATES OF MICRONESIA DEVELOPMENT BANK  
(A COMPONENT UNIT OF THE FSM NATIONAL GOVERNMENT)**

Notes to Financial Statements  
December 31, 2010

(2) Deposits and Investments, Continued

B. Investments

GASB Statement No. 3 previously required government entities to present investment risks in terms of whether the investments fell into the following categories:

- Category 1      Investments that are insured or registered, or securities held by the Funds or its agent in the Funds' name;
- Category 2      Investments that are uninsured and unregistered for which the securities are held by the counterparty's trust department or agent in the Funds' name; or
- Category 3      Investments that are uninsured and unregistered, with securities held by the counterparty, or by its trust department or agent but not in the Funds' name.

GASB Statement No. 40 amended GASB Statement No. 3 to in effect eliminate disclosure for investments falling into categories 1 and 2, and provided for disclosure requirements addressing other common risks of investments such as credit risk, interest rate risk, concentration of credit risk, and foreign currency risk. GASB Statement No. 40 did retain and expand the element of custodial credit risk in GASB Statement No. 3.

As of December 31, 2010, investments at fair value are as follows:

Other investments:

Money market funds	\$ <u>867,838</u>
--------------------	-------------------

Credit risk for investments is the risk that an issuer or other counterparty to an investment will not fulfill its obligations. As of December 31, 2010, the Funds did not have any credit risk debt securities.

Custodial credit risk for investments is the risk that in the event of the failure of the counterparty to the transaction, the Funds will not be able to recover the value of investment or collateral securities that are in the possession of an outside party. The Funds' investments are held and administered by trustees. Accordingly, these investments are exposed to custodial credit risk. Based on negotiated trust and custody contracts, all of these investments were held in the Funds' name by the Funds' custodial financial institutions at December 31, 2010.

Interest rate risk is the risk that changes in interest rates will adversely affect the fair value of debt instruments. The Funds do not have a formal investment policy that limits investment maturities as a means of managing its exposure to fair value losses arising from increasing interest rates.



**TRUST FUNDS ADMINISTERED BY THE  
FEDERATED STATES OF MICRONESIA DEVELOPMENT BANK  
(A COMPONENT UNIT OF THE FSM NATIONAL GOVERNMENT)**

Notes to Financial Statements  
December 31, 2010

(3) Loans Receivable

The following is a schedule of loans receivable as of December 31, 2010:

	<u>Loan Balance</u>	<u>Allowance</u>	<u>Net</u>
PDLF and YDF	\$ 76,549	\$ -	\$ 76,549
IDF	<u>6,694,733</u>	<u>19,500</u>	<u>6,675,233</u>
	<u>\$ 6,771,282</u>	<u>\$ 19,500</u>	<u>\$ 6,751,782</u>

Management is of the opinion that since these are trust funds, they are usually unable to provide against these balances, and therefore these loans have been presented as restricted net assets.

(4) Return of Net Assets

During the year ended December 31, 2010, net assets were returned to the following:

Kosrae State	\$ 255,982
Pohnpei State	<u>1,357,492</u>
	<u>\$ 1,613,474</u>

## **INDEPENDENT AUDITORS' REPORT ON INTERNAL CONTROL OVER FINANCIAL REPORTING AND COMPLIANCE AND OTHER MATTERS BASED UPON THE AUDIT PERFORMED IN ACCORDANCE WITH GOVERNMENT AUDITING STANDARDS**

The Board of Directors  
Federated States of Micronesia Development Bank:

We have audited the financial statements of the Federated States of Micronesia Development Bank (the Bank), as of and for the year ended December 31, 2010, and have issued our report thereon dated April 26, 2011. We conducted our audit in accordance with auditing standards generally accepted in the United States of America and the standards applicable to financial audits contained in *Government Auditing Standards*, issued by the Comptroller General of the United States.

### **Internal Control Over Financial Reporting**

In planning and performing our audit, we considered the Bank's internal control over financial reporting as a basis for designing our auditing procedures for the purpose of expressing our opinion on the financial statements, but not for the purpose of expressing an opinion on the effectiveness of the Bank's internal control over financial reporting. Accordingly, we do not express an opinion on the effectiveness of the Bank's internal control over financial reporting.

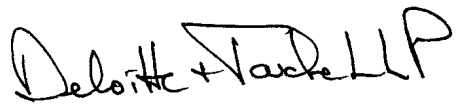
A deficiency in internal control exists when the design or operation of a control does not allow management or employees, in the normal course of performing their assigned functions, to prevent or detect misstatements on a timely basis. A material weakness is a deficiency, or combination of deficiencies, in internal control, such that there is a reasonable possibility that a material misstatement of the entity's financial statements will not be prevented, or detected and corrected on a timely basis.

Our consideration of internal control over financial reporting was for the limited purpose described in the first paragraph of this section and was not designed to identify all deficiencies in internal control that might be deficiencies, significant deficiencies or material weaknesses. We did not identify any deficiencies in internal control over financial reporting that we consider to be material weaknesses, as defined above.

### **Compliance and Other Matters**

As part of obtaining reasonable assurance about whether the Bank's financial statements are free of material misstatement, we performed tests of its compliance with certain provisions of laws, regulations, contracts, and grant agreements, noncompliance with which could have a direct and material effect on the determination of financial statement amounts. However, providing an opinion on compliance with those provisions was not an objective of our audit, and accordingly, we do not express such an opinion. The results of our tests disclosed no instances of noncompliance or other matters that are required to be reported under *Government Auditing Standards*.

This report is intended for the information of the Board of Directors and management of Federated States of Micronesia Development Bank, the Office of the National Public Auditor, federal awarding agencies, pass-through entities, the cognizant audit and other federal agencies, and is not intended to be, and should not be, used by anyone other than those specified parties.

A handwritten signature in black ink that reads "Deloitte + Touche LLP". The signature is written in a cursive, stylized font.

April 26, 2011